

Making a Peg Doll at Skelmanthorpe Textile Heritage Centre



Skelmanthorpe Textile Heritage Centre Make a Peg Doll





Skelmanthorpe Textile Heritage Centre Make a Paper or Fabric Peg Doll

Investigation

What shape should I cut out of fabric or paper to create a skirt shape?

How could I make trousers?

How would I attach the paper to the peg?

How would I attach the fabric to the peg?

How would I make a top for my peg doll?

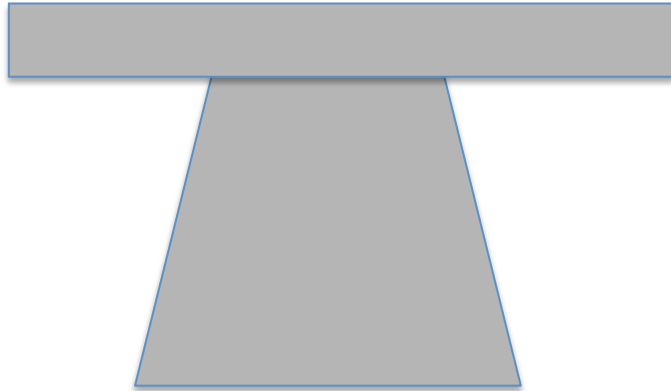
How would I attach the top to the peg doll?

Should I decorate the paper or fabric before attaching to the doll?

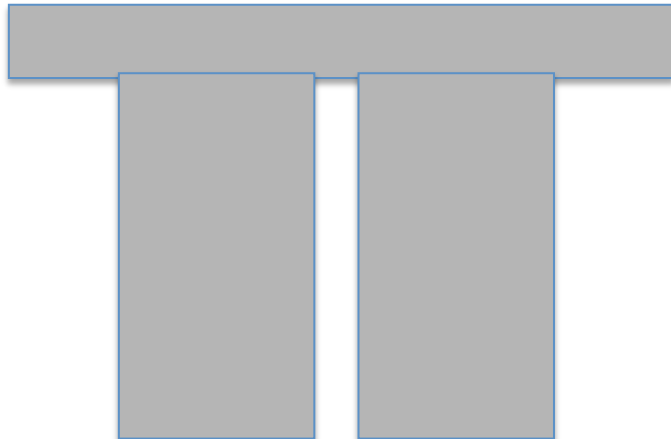
Should I draw the face before adding the clothes?

What will I use for the hair?

Will the peg doll have a hat or a scarf?



A possible outline for a skirt shape?



A possible outline for a pair of trousers?



Skelmanthorpe Textile Heritage Centre Make a Paper or Fabric Peg Doll

Materials

Paper scissors (left and right handed)

Card templates of skirt and trousers for children to draw around
around

Pritt Stick

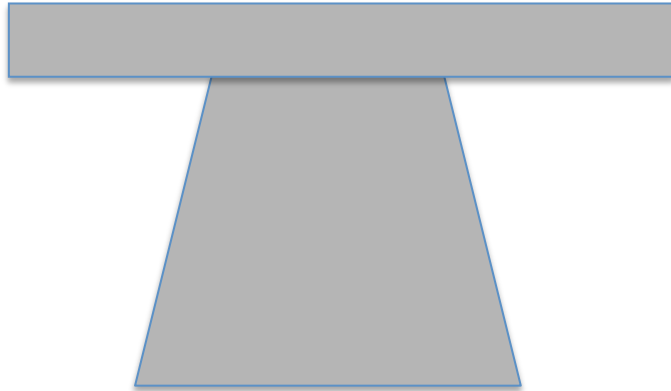
Sellotape

1 Pipe cleaner per child

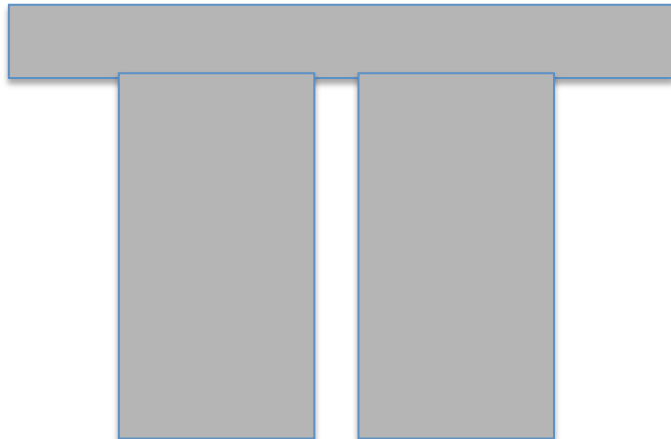
1 Clothes Peg

Felt tipped pens

Wool for hair




A possible outline for a skirt shape?




A possible outline for a pair of trousers?

Skelmanthorpe Textile Heritage Centre
Make a Paper or Fabric Peg Doll
Photocopiable cardboard Templates



Trousers



Skirt