

Suggested Activities

Children to be in groups of approximately 10. There will be 6 groups and 2 members of Highburton staff per group. One STHC Volunteer per group.

Activity One

Skelmanthorpe Textile Heritage Centre Tour – 30 minutes

Activity Two

Draw the stages of Washday and Ironing Monday and Tuesday from information sheets provided. There will be a template of 9 boxes for the children to draw and colour into: clogs, fireplace, soap, washboard, mangle, pegs, winter hedge, airer and iron.

Activity Three

Short Walking Tour of Skelmanthorpe. If bad weather children will draw from a selection of pictures showing key historic buildings in Skelmanthorpe and listen to what the buildings and their original purpose.

Activity Four - Make a fabric or paper Peg Doll using small amounts of PVA glue, a glue spreader, a clothes peg, pipe cleaners, paper scissors, newspapers and scrap fabric.

Activity Five – Make a small Card Weaving onto pre-prepared small card looms and use a plastic darning needle, paper scissors and wool.

Activity Six – Decorate the words ‘Washday’ or ‘Ironing Day’ using fabrics and pritt stick glue onto pre-prepared A3 sheets (photocopied).

Activity Two

Clogs

Fireplace

Soap

Washboard

Mangle

Pegs

Winter Hedge

Airer

Iron

Activity 3

Short Walking Tour of Skelmanthorpe. If bad weather children will draw from a selection of pictures showing key historic buildings in Skelmanthorpe and listen to what the buildings and their original purpose.

St Aidan's Church



Short Walking Tour of Skelmanthorpe. If bad weather children will draw from a selection of pictures showing key historic buildings in Skelmanthorpe and listen to what the buildings and their original purpose.

St Aidan's Church



Short Walking Tour of Skelmanthorpe. If bad weather children will draw from a selection of pictures showing key historic buildings in Skelmanthorpe and listen to what the buildings and their original purpose.

Greenside Mills, Skelmanthorpe



Short Walking Tour of Skelmanthorpe. If bad weather children will draw from a selection of pictures showing key historic buildings in Skelmanthorpe and listen to what the buildings and their original purpose.



Skelmanthorpe Textile Heritage Centre.



Methodist Church (now flats) in Skelmanthorpe.

Short Walking Tour of Skelmanthorpe. If bad weather children will draw from a selection of pictures showing key historic buildings in Skelmanthorpe and listen to what the buildings and their original purpose.

Skelmanthorpe Textile Heritage Centre and neighbouring cottage, Queen Street, Skelmanthorpe.



Short Walking Tour of Skelmanthorpe. If bad weather children will draw from a selection of pictures showing key historic buildings in Skelmanthorpe and listen to what the buildings and their original purpose.

Skelmanthorpe High Street.



Skelmanthorpe Textile Heritage Centre Make a Peg Doll





Skelmanthorpe Textile Heritage Centre Make a Paper or Fabric Peg Doll

Investigation

What shape should I cut out of fabric or paper to create a skirt shape?

How could I make trousers?

How would I attach the paper to the peg?

How would I attach the fabric to the peg?

How would I make a top for my peg doll?

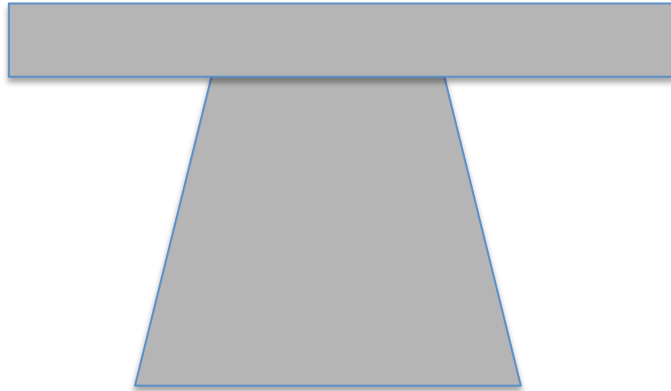
How would I attach the top to the peg doll?

Should I decorate the paper or fabric before attaching to the doll?

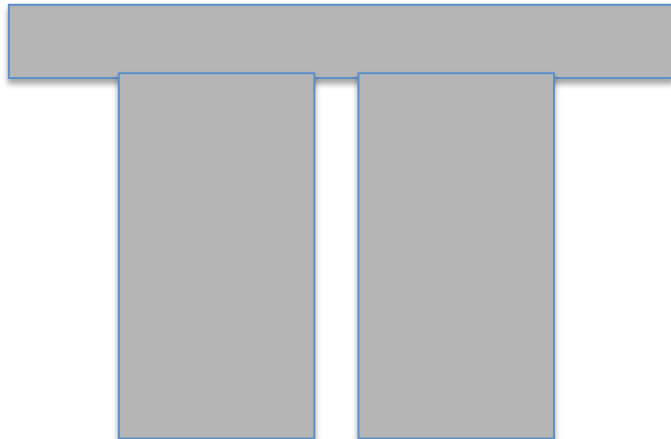
Should I draw the face before adding the clothes?

What will I use for the hair?

Will the peg doll have a hat or a scarf?



A possible outline for a skirt shape?



A possible outline for a pair of trousers?



Skelmanthorpe Textile Heritage Centre Make a Paper or Fabric Peg Doll

Materials

Paper scissors (left and right handed)

Card templates of skirt and trousers for children to draw around
around

Pritt Stick

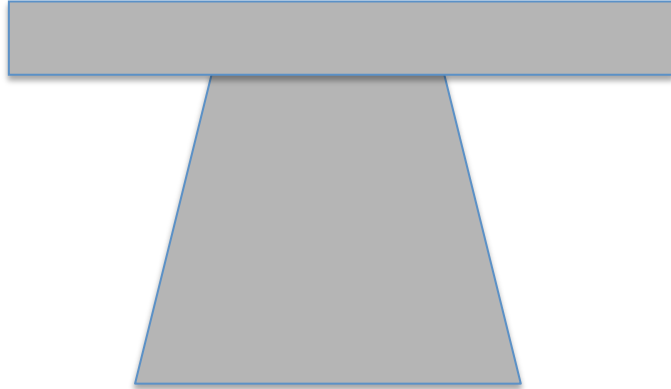
Sellotape

1 Pipe cleaner per child

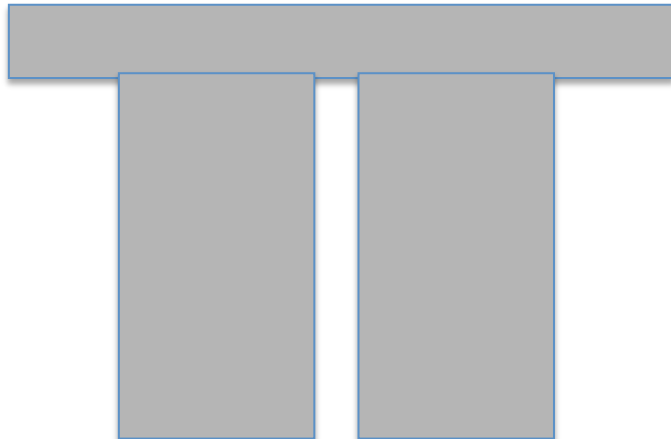
1 Clothes Peg

Felt tipped pens

Wool for hair




A possible outline for a skirt shape?




A possible outline for a pair of trousers?

Skelmanthorpe Textile Heritage Centre
Make a Paper or Fabric Peg Doll
Photocopiable cardboard Templates



Trousers



Skirt

Skelmanthorpe Textile Heritage Centre Card Loom Weaving

Make a small Card Weaving onto pre-prepared small card looms and use a plastic darning needle, paper scissors and wool.



Skelmanthorpe Textile Heritage Centre
Drawing the Washing and Ironing Days!
Monday and Tuesday

Washing

Skelmanthorpe Textile Heritage Centre
Drawing the Washing and Ironing Days!
Monday and Tuesday

wash

Skelmanthorpe Textile Heritage Centre
Drawing the Washing and Ironing Days!
Monday and Tuesday

Soap

Skelmanthorpe Textile Heritage Centre
Drawing the Washing and Ironing Days!
Monday and Tuesday

Clogs

Skelmanthorpe Textile Heritage Centre
Drawing the Washing and Ironing Days!
Monday and Tuesday

Scrub

Skelmanthorpe Textile Heritage Centre
Drawing the Washing and Ironing Days!
Monday and Tuesday

Scrubbing

Skelmanthorpe Textile Heritage Centre
Drawing the Washing and Ironing Days!
Monday and Tuesday

Hot

Skelmanthorpe Textile Heritage Centre
Drawing the Washing and Ironing Days!
Monday and Tuesday

water

Skelmanthorpe Textile Heritage Centre
Drawing the Washing and Ironing Days!
Monday and Tuesday

Rinse

Skelmanthorpe Textile Heritage Centre
Drawing the Washing and Ironing Days!
Monday and Tuesday

Cold

Skelmanthorpe Textile Heritage Centre
Drawing the Washing and Ironing Days!
Monday and Tuesday

Dry

Skelmanthorpe Textile Heritage Centre
Drawing the Washing and Ironing Days!
Monday and Tuesday

clothes

Skelmanthorpe Textile Heritage Centre
Drawing the Washing and Ironing Days!
Monday and Tuesday

Sheets

Skelmanthorpe Textile Heritage Centre
Drawing the Washing and Ironing Days!
Monday and Tuesday

Hedgge

Skelmanthorpe Textile Heritage Centre
Drawing the Washing and Ironing Days!
Monday and Tuesday

Ironing

Skelmanthorpe Textile Heritage Centre
Drawing the Washing and Ironing Days!
Monday and Tuesday

winter

Hedge

Skelmanthorpe Textile Heritage Centre
Drawing the Washing and Ironing Days!
Monday and Tuesday

Clothes

Horse

Skelmanthorpe Textile Heritage Centre
Drawing the Washing and Ironing Days!
Monday and Tuesday

Airer

Skelmanthorpe Textile Heritage Centre
Drawing the Washing and Ironing Days!
Monday and Tuesday

Folding

Skelmanthorpe Textile Heritage Centre
Drawing the Washing and Ironing Days!
Monday and Tuesday

Crease

Skelmanthorpe Textile Heritage Centre
Drawing the Washing and Ironing Days!
Monday and Tuesday

Steam

Skelmanthorpe Textile Heritage Centre
Drawing the Washing and Ironing Days!
Monday and Tuesday

Wet

Floor

Skelmanthorpe Textile Heritage Centre
Drawing the Washing and Ironing Days!
Monday and Tuesday

Monday

Skelmanthorpe Textile Heritage Centre
Drawing the Washing and Ironing Days!
Monday and Tuesday

Tuesday